










Leighlinbridge Local Area Plan
Adopted Plan 24/05/2010 Scale: 1:10,000

-  ***Institutional***
-  ***Town Centre Activities***
-  ***Residential - Standard Density***
-  ***Residential - Low Density***
-  ***Community Services and Education***
-  ***Amenity & Open Space***
-  ***Mixed Use***
-  ***Agricultural Use***
-  ***Access Road***

It is the Council's Policy that approvals to residential developments of more than 2 units shall not commence before 1st May 2011